







**Under 10 Boys Wakeboard Final results**

Homologation: National events

	Name	Country	Categ.	Score	Execution	Intensity	Composition	Q
1	Gualtieri Noa	ITA 	U10 M	38,33	12,77	12,80	12,77	
2	Tosi Valerio	ITA 	U10 M	28,00	9,32	9,35	9,32	
3	Donati Edoardo	ITA 	U10 M	15,00	5,00	5,01	5,00	







**Under 14 Girls Wakeboard Final results**

Homologation: National events

	Name	Country	Categ.	Score	Execution	Intensity	Composition	Q
1	Castelli Giulia	ITA 	U14 F	41,67	13,88	13,92	13,88	
2	Riva Veronica	ITA 	U14 F	13,22	4,33	4,90	4,00	
3	Rachelli Sofia	ITA 	U14 F	12,89	4,11	4,23	4,55	




**Under 14 Boys Wakeboard Final results**

Homologation: National events

	Name	Country	Categ.	Score	Execution	Intensity	Composition	Q
1	Dal Lago Federico	ITA 	U14 M	76,44	25,42	25,50	25,53	
2	Molinari Matteo	ITA 	U14 M	38,22	12,54	12,58	13,10	
3	Jacorossi Giancarlo	ITA 	U14 M	19,89	6,66	6,68	6,55	
4	Frisetti Valerio	ITA 	U14 M	17,89	5,77	5,79	6,33	
5	Giannola Manfredi	ITA 	U14 M	14,11	4,66	4,79	4,66	
6	Frisetti Flavio	ITA 	U14 M	10,33	3,33	3,56	3,44	





**Junior Women Wakeboard Final results**

Homologation: National events

	Name	Country	Categ.	Score	Execution	Intensity	Composition	Q
1	Piana Alizé	ITA 	Jun F	40,11	13,32	13,58	13,21	
2	Gerosa Giulia	ITA 	Jun F	14,89	4,77	5,12	5,00	
3	La Mantia Lucrezia	ITA 	Jun F	11,89	3,77	4,12	4,00	




**Junior Men Wakeboard Final results**

Homologation: National events

	Name	Country	Categ.	Score	Execution	Intensity	Composition	Q
1	Del Fiandra Mattia	ITA 	Jun M	70,00	23,31	23,38	23,31	
2	Sinagra Brando	ITA 	Jun M	50,56	16,76	17,03	16,76	
3	Aglietta Tommaso	ITA 	Jun M	23,78	7,55	8,35	7,88	
4	Casertano Antonio	ITA 	Jun M	9,78	3,00	3,45	3,33	







**Open Women Wakeboard Final results**

Homologation: National events

	Name	Country	Categ.	Score	Execution	Intensity	Composition	Q
1	Virag Alice	ITA 	Ope F	66,33	22,09	22,04	22,20	
2	Virag Chiara	ITA 	Ope F	54,89	18,32	18,59	17,98	
3	Molinari Julia	ITA 	Ope F	52,33	16,43	17,92	17,98	


**Open Men Wakeboard Final results**

Homologation: National events

	Name	Country	Categ.	Score	Execution	Intensity	Composition	Q
1	Comollo Stefano	ITA 	Ope M	90,00	29,97	30,06	29,97	
2	Chiarelli Filippo	ITA 	Ope M	84,34	28,08	28,84	27,42	
3	Colombo Igor	ITA 	Ope M	69,78	23,09	23,38	23,31	
4	Devoti Emilio	ITA 	Ope M	45,22	14,87	16,03	14,32	
5	Blaise Urben	ITA 	Ope M	43,78	14,32	14,81	14,65	
	Salerno Filippo	ITA 	Ope M					







**Masters Women Wakeboard Final results**

Homologation: National events

	Name	Country	Categ.	Score	Execution	Intensity	Composition	Q
1	Zorloni Ilaria	ITA 	Mas F	12,78	4,11	4,56	4,11	
2	Amirjalali Shadi	ITA 	Mas F	12,00	4,00	4,01	4,00	







**Masters Men Wakeboard Final results**

Homologation: National events

	Name	Country	Categ.	Score	Execution	Intensity	Composition	Q
1	Dal Lago Claudio	ITA 	Mas M	48,67	16,21	16,25	16,21	
2	Napoli Manfredi	ITA 	Mas M	21,33	7,10	7,13	7,10	
3	De Bernardi Andrea	ITA 	Mas M	19,33	6,44	6,46	6,44	
4	Pellicciaro Mattia	ITA 	Mas M	18,78	5,88	7,13	5,77	
5	Galetti Francesco	ITA 	Mas M	14,67	4,88	4,90	4,88	
6	Pitò Benedetto	*ITA 	Mas M	7,78	2,66	2,67	2,44	



**Veterans Men Wakeboard Final results**

Homologation: National events

	Name	Country	Categ.	Score	Execution	Intensity	Composition	Q
1	Gazzetta Massimo	*ITA 	Vet M	15,89	5,22	5,34	5,33	
2	Anselmo Giacomo	ITA 	Vet M	14,67	4,88	4,90	4,88	
3	Ferrara Francesco	*ITA 	Vet M	13,00	4,33	4,34	4,33	
4	Tavecchio Matteo	*ITA 	Vet M	10,22	3,33	3,56	3,33	
5	Giannola Fabrizio	ITA 	Vet M	9,33	3,11	3,12	3,11	
	Ferrara Marco	*ITA 	Vet M	DNS				

**Beginner Women Wakeboard Final results**

Homologation: National events

	Name	Country	Categ.	Score	Execution	Intensity	Composition	Q
	Frongia Martina	ITA 	Beg F					
	Maltese Silvia	ITA 	Beg F					

**Intermediate Men Wakeboard Final results**

Homologation: National events

	Name	Country	Categ.	Score	Execution	Intensity	Composition	Q
1	Morreale Marco	ITA 	Int M	20,00	6,66	6,68	6,66	

Chief Judge  
Dal Lago Claudio

Homologator

Scorer  
Valerio Simona